

Technical Description of
The Epson Colorworks CW-C4000 label printer

By: Amrito Biswas

City College of New York

Instructor: Susan Delamare

October 2, 2022

Table of Contents

Abstract3

Introduction4

Background5

List of Parts and Functions5-8

Conclusion9

List of Figures10

References11

Abstract

Epson have impacted the printing industry, they have invented many new parts and features of printers. They advanced the printers to such an extent that now one printer is capable of almost all kinds of printing. In this paper we will discuss a multi-functional printer Epson Colorworks CW-C4000 label printer, and take a close look at the features and uses.

Introduction

Epson is an electronics company, which develops many technological products. It is known for being one of the best printer brands. The Colorworks CW-C4000 label printer is one of the best printers from Epson (Fig. 1). It is designed for many types of print material including text, labels, graphics, images, etc. However, since it is specified as a label printer, it is most likely to be used in retail stores to print labels and other businesses. Most physical parts of this printer have white smoke color with a plain texture and few parts have gray color. It can be connected wirelessly from any device and many devices. The following inks are compatible with this printer ink cartridge: (SJC41P-C, SJC41P-M, SJC41P-Y, SJC41P-BK/MK). The CW-C4000 uses pigment-based inks that are extremely long-lasting. There are gloss and matte versions available to suit the needs of the labeling application. (Colorworks CW-C4000 color inkjet label printer).

Figure 1: Epson Colorworks CW-C4000 Label Printer



Note. Reprinted from “Colorworks CW-C4000 color inkjet label printer (gloss).

C31CK03A9991 | ColorWorks CW-C4000 Color Inkjet Label Printer (Gloss)” | Label | Printers | For Work | Epson US (n.d.). Retrieved October 2, 2022, from <https://epson.com/For-Work/Printers/Label/ColorWorks-CW-C4000-Color-Inkjet-Label-Printer-%28Gloss%29/p/C31CK03A9991>

Historical Background

Epson Colorworks CW-C4000 label printer is a pretty new printer so there isn't much information about the product. However, there is a pretty bright history behind the company Epson. This company has been in business for over a hundred years and first established in 1942 as Daiwa Kogyo Ltd in Japan in Japan (Company history, 2022). Then Daiwa Kogyo Ltd received support from the Hattori family (founder of the Seiko Group) and collaborated to manufacture watches. However, in 1959 both came together and formed a new company named Suwa Seikosha Co., Ltd which later became Seiko Epson in 1985 (Epson, 2022). The first product that the Seiko group launched was The Crystal Chronometer QC-951, which was a table clock in 1964. Later, it focused on developing printers and it built a mini printer, EP-101 (Company history, 2022). It was the first miniprinter in the world. After that, they improved and manufactured more printers and other electric products such as radios, robots, etc. These days Seiko Epson is mainly recognized as Epson. Since then the company Epson has been on a positive trend and invented many printers, cameras, and other kinds of gadgets, which were the first/new inventions in the technological field (company history, 2022)


List of Parts and Functions

Epson Colorworks CW-C4000 label printer is a square shaped with a compact size and is covered by the printer cover (Fig. 2). It has a width of 12.2 in, 11.1 in depth and 11.2 in height, making it 28.66 lbs' ' (Epson colorworks, 2022). It has high-volume ink cartridge clamps, space for four of them, which lasts for a long period, and fanfold paper compatibility in the back. Also, it has Wi-Fi connectivity that helps to print from a computer, phone, or tablet wirelessly. It has a color LCD screen or control panel to view ink levels, change settings, to see any errors in the

printer and front access operation, where the papers go. Also, the paper output tray is located on the top, it's where the printed papers come out (EpsonTV, 2022)

Figure 2.

Parts of CW-C4000 Label Printer



Note. Reprinted from *Epson colorworks C4000 label Printer*. Texas Label Printers.

(2022, October 21). Retrieved November 5, 2022, from

https://texaslabelprinters.com/products/label-printers/epson-colorworks-c4000-label-printer/?gclid=Cj0KCQjwk5ibBhDqARIsACzmgLSy8eePm19BpEFhbaNXvFE1BW2KH3FTDrZvKEWFY_qDn1SW-fZdkgYaAhhFEALw_wcB

Parts (Fig. 2)





1. Control Panel

This is where all the systems are to operate the printer, things like on off button, option to change the colors etc.

2. Display

This is where the messages and alerts will be displayed. For example, it shows the level of ink in each Cartage, a menu to choose other options and will show whether the components of the printer are functioning properly.

3. Buttons

- **Power button**  - First there is a power button on the top which is used to turn on or off the printer (Buttons, lights, messages, 2022).
- **Pause button**  - If you press this button then it will stop printing for the moment. When you press it back, it starts printing again. Holding it for 3 seconds would clear the printer's data (Buttons, lights, messages, 2022).
- **Menu button**  - This button takes you to the menu mode, and lets you choose other options from there. You can also see the status of the printer if you press this button while printing. Also, if held for three seconds, cleans the print head (Buttons, lights, messages, 2022).
- **Paper Source button**  - When the printer is in the menu mode, it helps you to return to the previous level. Holding it for 3 seconds, the printer get into cutter replacement mode. Also, it helps you to select a source of paper (Buttons, lights, messages, 2022).

- **Paper Feed button A ▼** - When pressed, it enables paper to be fed forward. If pressed while the printer is in the menu mode, change the parameters in the forward direction when a desired parameter is selected (Buttons, lights, messages, 2022).
- **Paper Feed button B ▲** - **This works the opposite way of the Paper Feed button A.** When pressed, it enables paper to be fed backward/reverse the amount of paper that has been fed through the Paper Feed button. If pressed while the printer is in the menu mode, change the parameters in the reverse direction when a desired parameter is selected (Buttons, lights, messages, 2022).
- **Enter button ↵** - When pressed this button, If the item selected is only for execution, it is executed. Holding it for 3 seconds, it removes the cut sheet when Sheet is selected (Buttons, lights, messages, 2022).

4. Ink Cartage Clamps

To install or replace an ink cartridge, first you have to turn off the printer then open the ink cartage clamps and you will see a place to fit the cartage.

5. Front Access Operation

To place the papers, you have to take out the input tray and put papers with the label side facing up and close the tray.

6. Output tray

This is where the printed papers come out from.

Conclusion

As businesses are growing, the demand for label printers is increasing. Many small companies need to have a compact label printer that can also be used as a normal printer, and the Epson Colorworks CW-C4000 printer offers exactly that. It is also very easy to use and takes little time to print which enhances productivity (Epson colorwork CW-C4000, 2022). A Wi-Fi connection is an additional option. For printing from compatible devices and for controlling large fleets of printers remotely with Epson Device Admin, the optional Wi-Fi connectivity is useful (Release, P. M. 2022). Through advances in manufacturing, visual arts, lifestyle, commercial and industrial printing, and home and office printing, the firm seek to address social challenges. By 2050, Epson wants to achieve carbon neutrality and stop using all subterranean resources, including metal and oil (Epson America, 2022)

List of Figures

Figure 1: Epson Colorworks CW-C4000 Label Printer4

Figure 2: Parts of CW-C4000 Label Printer5

References

Buttons, lights, messages, and icons. (n.d.). Retrieved November 6, 2022, from https://files.support.epson.com/htmldocs/pro78_/pro78_rf/contp_1.htm

Colorworks CW-C4000 color inkjet label printer (gloss). C31CK03A9991 | ColorWorks CW-C4000 Color Inkjet Label Printer (Gloss) | Label | Printers | For Work | Epson US (n.d.). Retrieved October 2, 2022, from <https://epson.com/For-Work/Printers/Label/ColorWorks-CW-C4000-Color-Inkjet-Label-Printer-%28Gloss%29/p/C31CK03A9991>

Colorworks CW-C4000 color inkjet label printer (gloss). C31CK03A9991 | ColorWorks CW-C4000 Color Inkjet Label Printer (Gloss) | Label | Printers | For Work | Epson US (n.d.). Retrieved October 2, 2022, [figure] from <https://epson.com/For-Work/Printers/Label/ColorWorks-CW-C4000-Color-Inkjet-Label-Printer-%28Gloss%29/p/C31CK03A9991>

Company history. *Company History* | Epson US. (n.d.). Retrieved October 13, 2022, from <https://epson.com/company-history>

Epson. (2022, October 1). In *Wikipedia*. <https://en.wikipedia.org/wiki/Epson>

Epson colorworks CW-C4000 - label Printer: Dell USA. Dell. (n.d.). Retrieved October 14, 2022, from https://www.dell.com/en-us/shop/epson-colorworks-cw-c4000-label-printer/apd/ac052053/printers-ink-toner#tabs_section

EpsonTV. (2022, January 19). *Epson | Colorworks C4000: On-demand color label printers*. YouTube. Retrieved October 16, 2022, from <https://www.youtube.com/watch?v=ErWNBmKxC4g&t=104s>

Epson colorworks C4000 label Printer. Texas Label Printers. (2022, October 21). Retrieved November 5, 2022, from https://texaslabelprinters.com/products/label-printers/epson-colorworks-c4000-label-printer/?gclid=Cj0KCQjwk5ibBhDqARIsACzmgLSy8eePm19BpEFhbaNXvFE1BW2KH3FTDrZvKEWFY_qDn1SW-fZdkgYaAhhFEALw_wcB

Epson America, I. (2022, September 13). *Epson expands expression and workforce printer portfolio with high-quality, easy-to-use printing solutions for the home*. Epson Expands Expression and WorkForce Printer Portfolio with High-Quality, Easy-to-Use Printing Solutions for the Home. Retrieved November 6, 2022, from <https://www.prnewswire.com/news-releases/epson-expands-expression-and-workforce-printer-portfolio-with-high-quality-easy-to-use-printing-solutions-for-the-home>

[ter-portfolio-with-high-quality-easy-to-use-printing-solutions-for-the-home-301622603.html](#)

Release, P. M. a P. (2022, January 18). *Check out Epson's new Colorworks C400 label Printer*. Craft Brewing Business. Retrieved November 6, 2022, from <https://www.craftbrewingbusiness.com/packaging-distribution/check-out-eps-sons-new-color-works-c400-label-printer/>